

SOLUTIONS FOR YOUR GOODLIFE!

1. GLS002; Commercial quality frames, high-density foam and no-sag sinuous spring suspensions ensure long-term support.
2. Choose from different mattresses and a variety of covers to create your perfect combination.
3. Mattress filled with high resilience foam with a top layer of latex, follows the contours of your body and helps keep moisture to evaporate.
4. Latex facilitates air circulation in the mattress and helps moisture to evaporate.
5. Pliable mattress in high-resilience foam and latex molds to the shape of your body. It has an extra long lifespan and is suitable for all kinds of different indoor style.

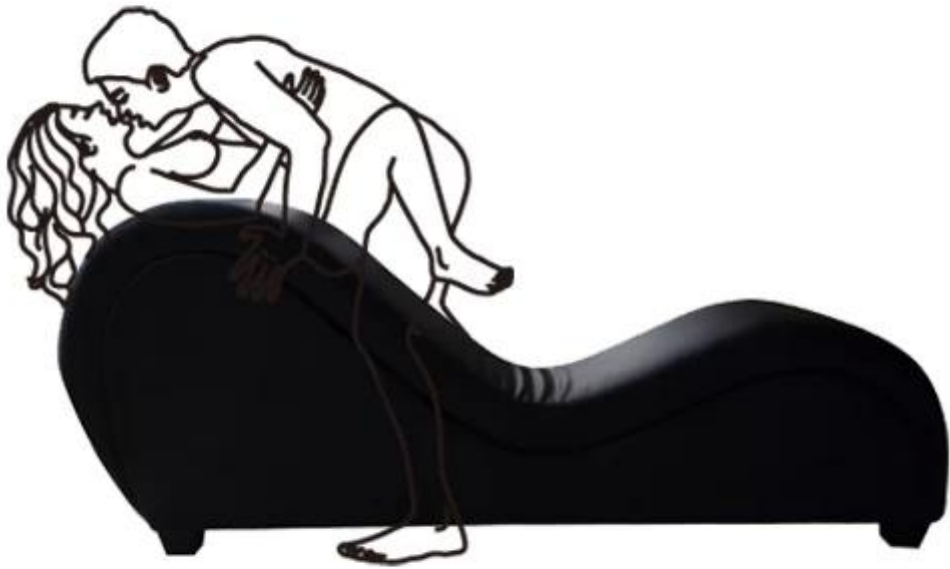
Design And Color

Goodlife
Houseware Ltd



GLS002BK

Goodlife
Houseware Ltd




GLS002BK

Goodlife
Houseware Ltd



GLS002BK



E1 MDF

VS




Particle board

Certificates



Our team





Hot Selling

GLD17047	GLD13315	GLD14740	GLD15315	GLD15347



GLD08012



GLD08055



GLD08057



GLD08067



GLD14737WH



GLD12210BR



GLD12212BK



GLD13319BR



GLD15330WH

 <p>100% HOT SALE</p> <p>GLD13323WH</p>	 <p>100% HOT SALE</p> <p>GLD13334WH</p>	 <p>100% HOT SALE</p> <p>GLD13328WH</p>	 <p>100% HOT SALE</p> <p>GLD08056WH</p>	 <p>100% HOT SALE</p> <p>GLD13310WH</p>
--	--	--	---	--

 <p>100% HOT SALE</p> <p>GLS17011WT</p>	 <p>100% HOT SALE</p> <p>GLS17122WH</p>	 <p>100% HOT SALE</p> <p>GLS17017WH</p>	 <p>100% HOT SALE</p> <p>GLS17022WH</p>	 <p>100% HOT SALE</p> <p>GLS18812WT</p>
---	---	---	--	---